



# AEON RT

## Quick User Guide

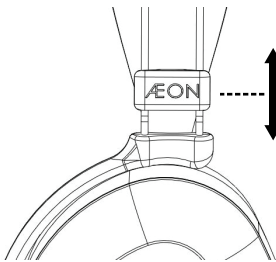
## Features

- Driver: 62mm x 34mm Dan Clark Audio designed single-ended planar magnetic.
- Titanium "Memory Metal" headband.
- Leather comfort strap.
- Synthetic leather ear pads.
- Matched drivers: +/- 0.5dB between 100-7KHz

## Safety Instructions

- Read instruction manual carefully and completely before using this headphone.
- Keep the headphone, accessories and packaging parts out of reach of pets and children. This product contains small parts which may present a choking hazard.
- Use only attachments, accessories, and spare parts supplied or recommended by Dan Clark Audio.
- Protect your hearing from high volume levels. Permanent hearing damage can occur when headphones are used at high volume levels for extended periods of time.
- Do not expose headphone or accessories to extreme temperatures.
- Always keep headphone dry.

## Headphone Fit Adjustments

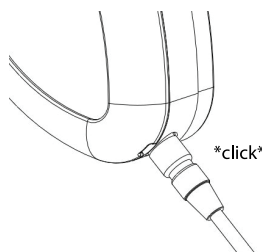
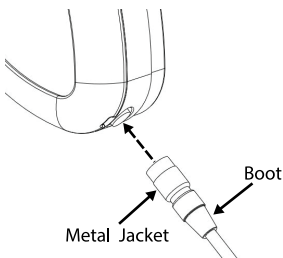


Adjust slider up or down on both left and right sides for proper fit.

You can adjust the fit of your headphone by re-positioning the headband slider. To adjust the headband move the sliders up or down until you achieve your desired fit. It may be necessary to remove thick glasses or hats to achieve a proper seal between your head and ear pad. An improper fit can cause a bad seal resulting in poor bass response.

Tip: Try inserting the arms of your glasses into the top of the ear pad instead of resting them directly on your ears.

## Attaching a Cable



All Dan Clark Audio planar-magnetic products use Hirose-style connectors. To attach your cable, hold the male connector by the boot and rotate it into the female receptacle on the headphone until you feel it click into place. To release the cable, pull down on the top of the connector's metal jacket.

# Product Care

- The synthetic leather ear pads may be cleaned gently with a moistened cloth. Do not use cleaners or protectants, this may damage the pad.
- Clean any other surfaces with a clean, dry, and lint-free microfiber cloth.
- For the first 50-100 hours of use the headphone will 'burn-in', during this time the sounds will stabilize.

## Replacing Ear Pads

This headphone is equipped with our "peelable" ear pad technology so the pads may be easily removed and swapped for other ear pads to achieve different fitment or sound signatures.

To remove the pad gently lift the "point" above the cable jack until it detaches and peel off the baffle. Store unused ear pads on a clean and flat surface or using waxed paper. If the ear pads lose their "stick" use a microfiber cloth and alcohol to wipe down the black rubber base of the pad and the baffle of the headphone and let dry before re-applying the pad.

## Carry Case

Your Dan Clark Audio headphones comes with a custom EVA case for protection. There is a pouch inside the case to store your cable and a small amp, DAC, or DAP.

## Warranty

Dan Clark Audio offers a 2-year warranty for headphones. The warranty commences on the date of purchase and covers the headphone cable and accessories.

Warranty is transferable provided there is documentation of original purchase that confirms purchaser bought the headphones in their country of residence. Warranty is void and is non-transferable for "Gray Market" headphones (e.g. international customers purchasing from US resellers and shipping to a friend or freight-forward for export to any country with an authorized reseller).

Warranty does not cover damage by the owner (dismantling the unit, dropping, damage by failure of electronics, etc.) or naturally occurring compression or other wear to ear pads. Acts of God and all the rest of the usual caveats apply which reinforce a warranty issue is something Dan Clark Audio did wrong or that was intrinsically wrong with the product we received from our suppliers. We will repair or replace defective goods at our discretion.

Please see <http://DanClarkAudio.com> for details on return merchandise authorizations for warranty issues and returns.

## Registration

Visit <https://DanClarkAudio.com/register> to register your product.



3366 Kurtz St  
Suite 200  
San Diego, CA 92110  
+1(619) 501-6313

