

STEALTH

Quick User Guide

Features:

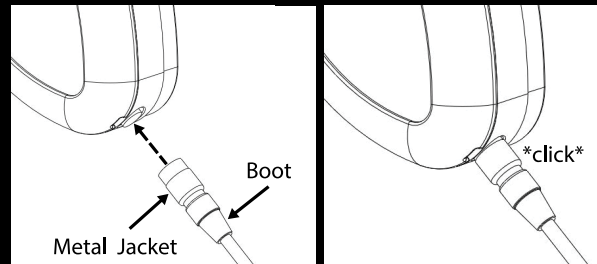
- Driver: 51 mm x 76mm Dan Clark Audio designed single-ended planar magnetic.
- Titanium "Memory Metal" headband.
- Auto-adjusting Suspended Comfort Strap.
- 415 grams.
- THD less than 0.02% measured 1kHz @ 94dB
- Japanese synthetic protein leather
- RMS Deviation of .25 dB from 20 Hz - 10 kHz

Safety Instructions:

- Read instruction manual carefully and completely before using this headphone.
- Keep the headphone, accessories, and packaging out of reach of pets and children. This product contains small parts which may present a choking hazard.
- Use only attachments, accessories, and spare parts supplied or recommended by Dan Clark Audio.
- Protect your hearing from high volume levels. Permanent hearing damage can occur when headphones are used at high volume levels for extended periods of time.
- Do not expose headphone or accessories to extreme temperatures.
- Always keep headphone dry.

Attaching a Cable:

All Dan Clark Audio planar-magnetic products use push-pull self-latching connectors. To attach your cable hold the male connector by the boot and rotate it into the female receptacle on the headphone until you feel it click into place. To release the cable, pull down on the top of the connector's metal jacket.



Product Care:

- The synthetic protein leather ear pads may be cleaned gently with a moistened cloth. Do not use cleaners or protectants, this may damage the pad.
- Clean any other surfaces with a clean, dry and lint-free microfiber cloth.
- For the first 50-100 hours of use the headphone will 'burn-in'; during this time the sound signature will stabilize.

Warranty:

Dan Clark Audio offers a 2-year warranty for headphones. The warranty commences on the date of purchase and covers the headphone cable and accessories.

Warranty is transferable provided there is documentation of original purchase that confirms purchaser bought the headphones in their country of residence. Warranty is void and is non-transferable for "Gray Market" headphones (e.g. international customers purchasing from US resellers and shipping to a friend or freight-forward for export to any country with an authorized reseller).

Warranty does not cover damage by the owner (dismantling the unit, dropping, damage by failure of electronics, etc.) or naturally occurring compression or other wear to ear pads. Acts of God and all the rest of the usual caveats apply which reinforce a warranty issue is something Dan Clark Audio did wrong, or that was intrinsically wrong with the product we received from our suppliers. We will repair or replace defective goods at our discretion.


Please see <http://DanClarkAudio.com> for details on return merchandise authorizations for warranty issues and returns.

Registration

Visit <https://DanClarkAudio.com/register> to register your product.

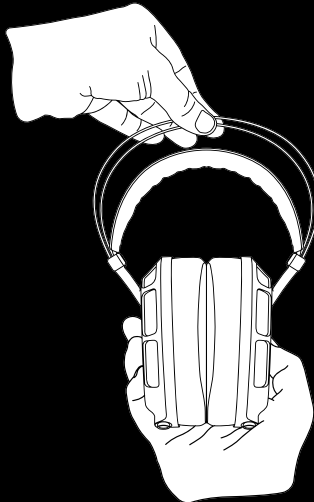
Storing the Headphones

Step 1



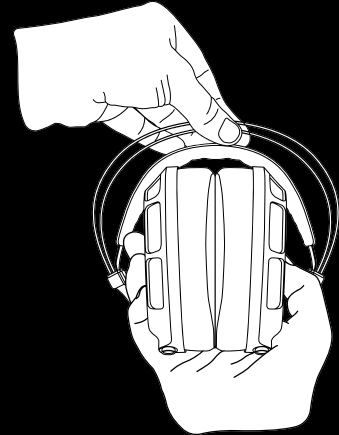
Grip firmly around both sides of the headphone with one hand as shown.

Step 2



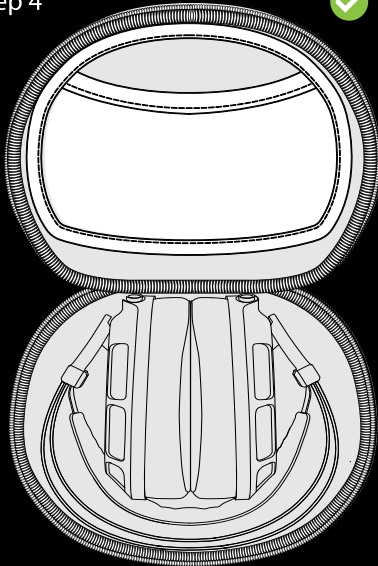
Grasp headphone headband wire with your other hand.

Step 3



Push down on the headband wire while firmly holding both sides of the headphone with other hand. This will cause the headphone to fold in a controller manner.

Step 4



Place headphones into the case as shown.



DO NOT FOLD CUPS ONE AT A TIME, THIS WILL RESULT IN DAMAGE TO THE HEADPHONES.



3366 Kurtz St
Suite 200
San Diego, CA 92110
+1(619) 501-6313

